

THOMAS JEFFERSON: ***The Man, the Myth, the Legend***

Name: _____ Hour: _____ Date: _____

How Do You View Jefferson and his Contributions to America?

Surrounding the picture of Thomas Jefferson, list, describe or draw everything you know about him.




Gilbert Stuart

Watch a brief introduction to Monticello:

https://www.youtube.com/watch?v=C0_Y9DCXdoM

You will be rotating to various stations to learn more about Thomas Jefferson's involvement in slavery, innovations, education and politics. You will have directions at each station. Bring your device and earbuds! Use this handout to write your responses.



The map is an image of Jefferson's home at Monticello.

*Circle the house.

*What is area #6 called?

*What is grown in the area of #7, which totals 1000ft. in length?

Station 1: Slavery



You will need to download the ***Slavery at Monticello*** app on your device. (iOS and Android devices) Get ready to meet individuals who lived and worked on Mulberry Row.

Once you have downloaded the app and listened to the introduction, select at least three individuals. Complete the following questions below:

- 1) What is Mulberry Row? Explain the significance of Mulberry Row at Monticello.



<https://www.monticello.org/mulberry-row>

- 2) Click on “People” at the bottom of the screen. Listen and read about two slave narratives of your choice. Describe the jobs, experiences and relationships they had at Monticello.

Name of person	I learned that...

- 3) Click on “Themes” and listen to explore more information on slavery at Monticello. Record your information in the chart below.


Theme	I learned that...






- 4) In the Declaration of Independence, Thomas Jefferson stated that “all men are created equal.” If all men were equal, why would Thomas Jefferson own slaves?
- 5) Read and listen to the selection about Thomas Jefferson. How did Thomas Jefferson’s ideas of freedom, liberty and equality contradict his ownership of slaves?

Station 2: Innovations

As you observe images of Jefferson’s innovations, respond to the questions below.

1. Try to determine the name of each innovation and how it was used, or what it was used for. Does it compare to anything that we use today?

Object (include name)	I believe it was used....	I think it compares to...
<p>#1</p>  <p>Name: _____</p>		

Object (include name)	I believe it was used....	I think it compares to...
<p>#2</p>  <p>Look specifically at the side of the fireplace.</p> <p>←</p> <p>Name: _____</p>		
<p>#3</p>  <p>Name: _____</p>		
<p>#4</p>  <p>Name: _____</p>		
<p>#5</p>  <p>Name: _____</p>		
<p>#6</p>  <p>Name: _____</p>		

2. **Tour the cabinet room.** <https://www.monticello.org/site/house-and-gardens/cabinet>

- a) What features in this room stand out to you?

- b) Compare and contrast this room to an office space today. What are some similarities and differences?

Similarities	Differences

3. **Watch the videos of the Great Clock inside the house.**

http://explorer.monticello.org/?s1=0|s4=12_10357

<https://www.youtube.com/watch?v=Nyk17kylsoA>

What is unique about this clock? What questions do you have about it?

- 4. While in France, Jefferson discovered and liked the idea of alcove beds. Describe what alcove beds are from the images below and identify one advantage and one disadvantage of having an alcove bed.



Jefferson's bed



The bedroom where James and Dolley Madison usually stayed

Alcove beds are _____

One advantage is that _____

One disadvantage is that _____

5. Architecture—Buildings with domes and pillars

Tour the dome room at Monticello-- <https://www.monticello.org/site/house-and-gardens/dome-room>



Rotunda at University of Virginia



Jefferson's home at Monticello

What other buildings that you can think of that also have a domed roof (rotunda) and pillars?
List as many as you can.

What do you think inspired Jefferson to create and include buildings with a domed roof (rotunda) and pillars on buildings such as his home and the University of Virginia?

What early civilization also had building that looked similar to these? (Hint: Look at some that are found in Italy)

What is the name given for that style of architecture?

_____ Architectural Style

Station 3: Education

1) As you view Jefferson's library, what did he feel was important? _____

2) Why? _____

What is a quote that relates to Jefferson's love for books? (Hint...you may need to Google it!)

3) Analysis correspondence from Jefferson to others about his view of education in the United States.

Excerpt #1

What is Jefferson’s message to George Wythe about his view of the American people regarding education?

Excerpt #2

What was Jefferson offering to do in this letter to Samuel Smith? _____

What event happened in Washington, D. C. on August 24, 1814, that would “spark” Jefferson to want to help the country?

Excerpt #3

What did Jefferson believe was necessary in order to replace “artificial aristocracy,” leadership based on wealth? _____

Excerpt #4

Explain how Jefferson envisioned the ideal education system to look like--how would school systems be divided, what subjects would be taught, who would pay for it? _____

Excerpt #5

What two goals did Jefferson have for education? _____

Excerpt #6

Explain what Jefferson’s idea of an academical village would look like? _____

Sketch out how you think Jefferson would have designed an academic campus according to his description in Excerpt #6.

Station 4—YOUR CHOICE 😊

Select a topic about Jefferson’s life that you want to learn more about. Use the website <https://www.monticello.org/> to research your topic.

Possible areas for you to explore might include:

- >Any of his roles in politics (Governor of VA, Secretary of State, Vice-President, President, Ambassador to France)
- >Declaration of Independence
- >Religion
- >Farming
- >Your choice

In the space below, record information learned.

Reflections/Conclusions

Revisit the three stations you visited. What are the top five characteristics about Thomas Jefferson that you felt were significant in describing his character and person. Why do you feel each is important in learning about Jefferson?

1. _____

2. _____

3. _____

4. _____

5. _____

Did any information that you learned about Jefferson surprise you?? Why or why not??

Now go back to the first page of this handout. Highlight all of the ideas you included that you felt were accurate about Jefferson. If they were false, do not highlight them. Are there others you can now add after your research?

Assignment: Your task is now to create a visual representation of the person you believe Jefferson to have been. You can include images, text, video (if done online), speech bubbles, poems, and any other way that you feel best reflects the man and legend, Thomas Jefferson.

Possible project outcomes might be a Prezi, Glogster, Animoto video, Sensory figure, Infographic, performance, or any other project option that you prefer.